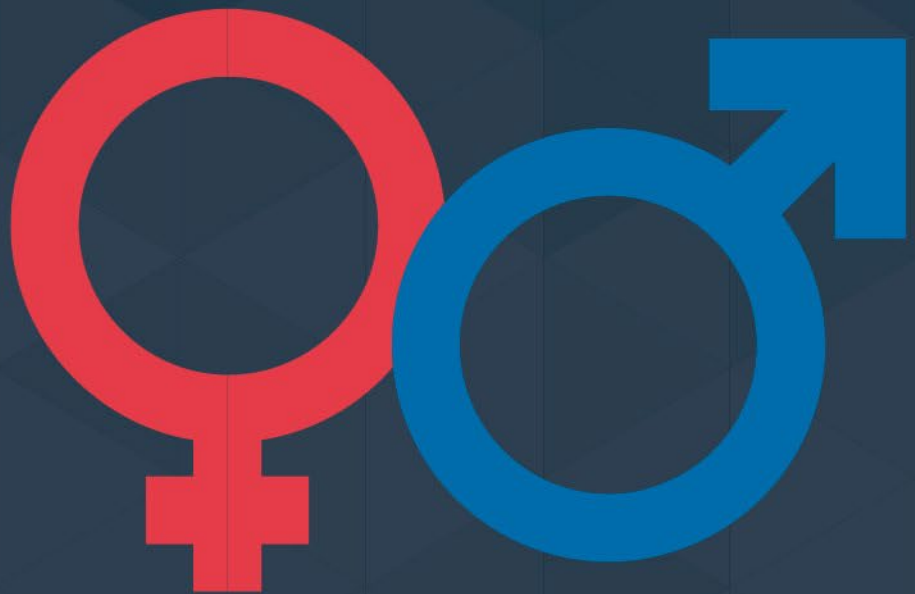




Gwasanaeth Tân ac Achub  
Canolbarth a Gorllewin Cymru

Mid and West Wales  
Fire and Rescue Service



# Gender Pay Gap

---

Report 2023





## CHIEF FIRE OFFICER STATEMENT

*“Mid and West Wales Fire & Rescue Service (MWWFRS) believe that an efficient and effective workforce is key in ensuring that we provide the best service possible to the public. It is also vitally important that our workforce is representative of the communities we serve in order to improve engagement and public confidence. MWWFRS strives to place equality, diversity and inclusion at the heart of everything we do and we also understand the importance of equity within the workplace. Equity ensures that all our staff have the opportunity to flourish and are supported to be the best they can be.*

*This report provides an overview of the gender pay gap within MWWFRS and identifies areas for further improvement to ensure that we make continual progress in this area. In 2022, the gender imbalance in MWWFRS is still significant and one which we need to address. Women make up less than 18% of our total workforce – 40% of those are firefighters. It is also evident that this gender imbalance is one of the principal factors behind the gender pay gap within our organisation. Whilst the Service has seen a reduction in the gap over recent years, we acknowledge that more needs to be done to increase our representation of females within the operational environment. We continue to strive to improve by engaging with communities, promoting positive action, and supporting underrepresented groups to join our organisation.*

*At MAWWFRS, we continue to progress towards being an inclusive employer and are proud of the growth we have achieved to-date. As a public service organisation we will strive to further reduce our gender pay gap through media campaigns, positive action events and internal development whilst reporting on our progress.”*

Roger Thomas  
Chief Fire Officer



## INTRODUCTION

Mid and West Wales Fire and Rescue Service (MAWWFRS) as a public-sector employer with over 250 staff is required by law to carry out Gender Pay Reporting under the Equality Act 2010 (Gender Pay Gap Information) Regulations 2017.

Gender pay reporting is a different requirement to carrying out an equal pay audit – it is not a review of equal pay for equal work, rather it identifies the difference between the average (mean and median) earnings of male and female employees, compare hourly rates of pay and any bonuses staff may receive, seeking to identify any imbalance.

The results will be used to assess levels of gender equality in our workplace; the balance of male and female employees at different levels, and the strategies we intend to deploy to address any differences we may have.

## REQUIRED CALCULATIONS

The Gender Pay Gap Information Regulations 2017 provide a wide definition of who counts as an employee (e.g. self-employed people & agency workers), and for MAWWFRS, this includes all employees who are under the following terms and conditions:

- The National Joint Council for Local Authority Fire Rescue Services as laid out in the Scheme of Conditions of Service (“Grey Book”) which lays out duties of different roles (role maps).
- The National Joint Council for Principal Fire Officers of Local Authority Fire Brigades ‘Constitution and Scheme of Conditions of Service’, known as the ‘Gold Book” directs the terms and conditions of employment for Principal Fire Officers.
- The terms and conditions of support staff are governed by the National Joint Council for Local Government Services known as the ‘Green Book’, together with Joint Negotiating Committee for Chief Officers of Local Authorities; Constitution, Conditions of Service, Salaries (Blue Book).

Local Government Association guidance has also provided examples of how this might be interpreted in cases where no regular weekly hours are worked (as is the case for On-Call personnel).

The nature of On-Call personnel duties and the way they are remunerated (annual retainer fee proportionate to the amount of availability they give; hourly rate for responding to incidents; disturbance allowance) means it has been impossible to accurately calculate the exact hours of work in the reference period and therefore actual hourly rate of pay.

Therefore, we have used their contractual hours which covers drill (training) nights. We acknowledge that this has the effect of inflating the hourly rate of pay but have treated each On-Call employee in the same way. As their actual hours are dictated by emergency incidents, we are satisfied that this does not give rise to any gender disparity.



# REGULATORY REQUIREMENTS

According to the Regulations, the following 6 calculations are required and explained below. They are all expressed in percentages.

### 1. Mean (average) Gender Pay Gap

The difference between the mean hourly rate of pay of male full-pay relevant employees and that of female full-pay relevant employees (Regulation 8).

A **mean** average involves adding up all the numbers and dividing the result by how many numbers were listed.

### 2. Median Gender Pay Gap

The difference between the median hourly rate of male full-pay relevant employees and that of female full-pay relevant employees (Regulation 9).

A median average involves listing all numbers in numerical order. The median average is the middle number when there is an odd number of results. If there is an even number of results, the median will be the mean of the two central numbers.

### 3. Mean Bonus Gender Pay Gap

The difference between the mean bonus pay paid to male relevant employees and that paid to female relevant employees.

### 4. Median Bonus Gender Pay Gap

The difference between the median bonus pay paid to male-relevant employees and that paid to female-relevant employees (Regulation 11).

### 5. Proportion of Males and Females receiving a bonus payment

The proportions of male and female relevant employees who were paid bonus pay (Regulation 12).

### 6. Proportion of Males and Females in each quartile pay band

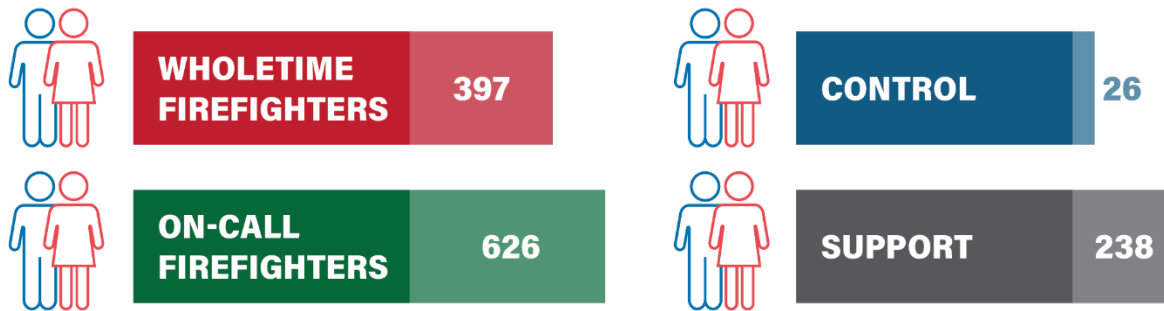
The proportion of male and female full-pay relevant employees in the lower, lower middle, upper middle and upper quartile pay bands (Regulation 13).



## MID AND WEST WALES FIRE AND RESCUE SERVICE GENDER PAY DATA AS AT 31 MARCH 2023



This year's calculations are based on a total of 1,287 staff. The breakdown of our staff is detailed in the following table:



### Comments

This profile clearly demonstrates that there is a higher proportion of men overall employed by MAWWFRS than women with male staff currently making up 81.7% of the workforce. Therefore, it is inevitable that differences in pay are exacerbated, and this imbalance will continue until there are more women in operational and senior-level roles. There is no quick fix for this, but MAWWFRS is committed to eliminating all barriers to the attraction and progression of women to achieve a more diverse workforce.

### 1 & 2 MEAN AND MEDIAN GENDER PAY GAP

- The mean (average) gender pay gap is 8.76%
- The median gender pay gap is 8.32%



#### AVERAGE HOURLY RATE

FEMALE	MALE	GAP	GAP
£15.00	£16.44	-£1.44	8.76%

#### MEDIAN

FEMALE	MALE	GAP	GAP
£14.44	£15.75	-£1.31	8.32%



### Comments

The mean hourly rate takes account of all salaries, and in the case of MAWWFRS this includes the salaries of senior managers who are mostly male, which will account for the pay gap between male and female staff.

The figures show that female staff earn on average 8.76% less than male staff which equates to £1.44 an hour less. This is a decrease from 2022 whereby females earned on average 10.48% less than male staff.

The median gender pay gap also favours males, showing that at the mid-salary point of the salaries within MAWWFRS, male staff are paid £1.31 more per hour than females.

This is due to a larger number of males being in senior management positions and therefore within the mid and high bands of pay. MAWWFRS believes that the gender pay gap does not arise from paying men and women differently for the same work, but it is because of the roles in which they work and the salaries that those roles attract.

<sup>1</sup>MAWWFRS mean gender pay gap is also below the Office of National Statistics (ONS) provisional 2022 public sector Gender Pay Gap mean of 13.6% and is below the median of 15.9%.

MAWWFRS applies the nationally agreed framework of roles and pay scales, which defines the content of each role and the national pay rate for firefighters, control staff and retained firefighters. MAWWFRS also operates a robust grading structure based on a non-discriminatory job evaluation scheme for support staff, to ensure that we comply with equality legislation and provide equal pay for work of equal value.

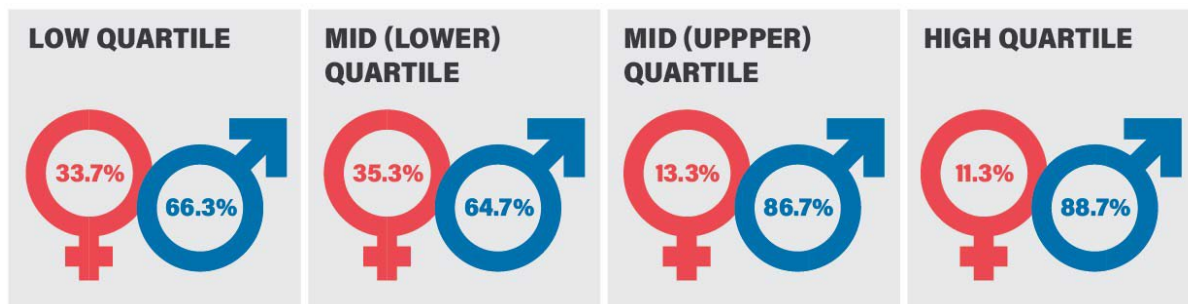
### **3-5: BONUS PAYMENTS**

MAWWFRS does not offer a bonus to any employees. Therefore:

- The mean bonus pay gap – **Not Applicable**
- The median bonus pay gap – **Not Applicable**
- The proportion of males receiving a bonus payment – **Not Applicable**
- The proportion of females receiving a bonus payment – **Not Applicable**



## 6: SALARY QUARTILE BANDS



### Salary Quartile Bands – Breakdown

	HOURLY RATE RANGE	FEMALE	FEMALE (%)	MALE	MALE (%)	TOTAL
<b>HIGH</b>	£16.32 - £72.04	56	11.3%	441	88.7%	497
<b>MID UPPER</b>	£14.72 - £16.32	57	13.3%	372	86.7%	429
<b>MID LOWER</b>	£14.26 - £14.72	6	35.3%	11	64.7%	17
<b>LOW</b>	£8.23 - £14.26	116	33.7%	228	66.3%	344
<b>TOTAL</b>		<b>235</b>		<b>1,052</b>		<b>1,287</b>

### Comments

These quartile graphs show that the “lower” quartile, which is made up of lower pay rates, is where the highest number of female staff are populated. The “High” quartile shows that majority of gender is by male staff (88.7%), and this weighting reflects the number of highest earners within the organisation.

Through positive action and recruitment efforts, the number of female firefighter recruits remains limited, and the Service continues to explore opportunities to increase these numbers at every opportunity through its active firefighter recruitment campaigns and wider public engagement. Over the course of time, and as more females are employed and progress their careers within the Service, this in turn will see the percentage of female earners move into the upper pay quartiles.



## PROGRESS & STEPS TAKEN

The mean (average) gender pay gap is now at 9.9% which is a decrease of 0.58% in comparison to 2022. However, since the introduction of the Gender Pay Reporting under the Equality Act 2010 (Gender Pay Gap Information) Regulations 2017, this has been an overall decrease of 7.21% and demonstrates the positive focus the Service maintains on reducing the gap.

So far, we have taken the following steps to promote gender diversity:

- **Parent and Carer Support:** The Service has a range of family-friendly policies including maternity leave, adoption leave and other leave for emergencies such as caring responsibilities. The Flexible Working procedure offers a wider bandwidth to help achieve a better work-life balance.
- **Encourage Flexible Working:** The Service continues to encourage working flexibly to support diversity in the workplace. Agile working has also been adopted across the workforce to offer a better work/life balance.
- **Interview Panel:** The Service encourages a mixed-gender interview panel where practically possible and promotes development pathways for all female staff.
- **Job Evaluation:** The Service carried out a Job Evaluation exercise for all Green Book employees to ensure all roles are paid fairly by focusing on the posts and not the people.

## CLOSING THE GENDER PAY GAP

Reducing the Gender Pay Gap in the Service is beneficial for employees and the communities that we service. The Service is committed to looking at ways to address the gender pay gap and a programme of work has been identified to try and further reduce the gap as follows:

**Positive Action and Community Engagement:** Target groups which are currently under-represented within our workforce by broadening our programme of action events. For example, engage with and support community groups and attend schools and colleges to showcase careers within the Service.

**Supporting a diverse and inclusive culture/environment:** The Service will continue to promote engagement via its Inclusive Workforce Group and provide an Equality, Diversity and Inclusion awareness session to all new starters as part of the onboarding process.

**Reviewing our Recruitment Process:** The Service will focus on recruiting skills we need for the future and remove barriers to increase diversity and inclusion in our workforce through positive action and reducing bias within the process.